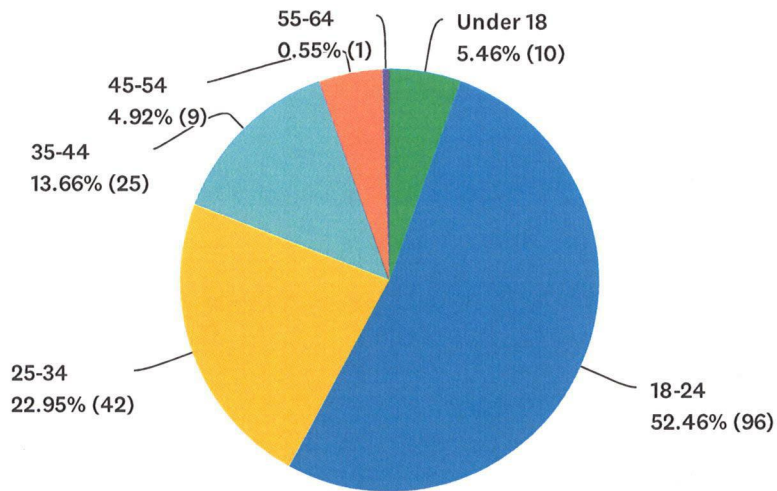


## Q1 Select your age range.

Answered: 183 Skipped: 0



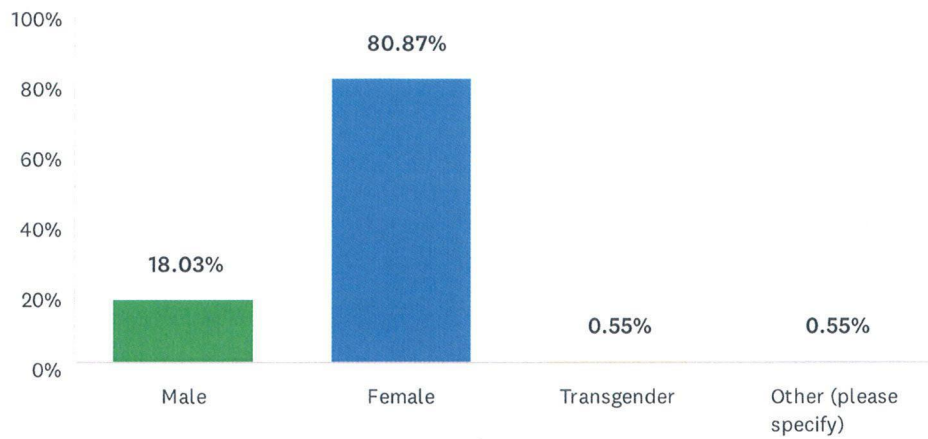
### ANSWER CHOICES

### RESPONSES

Under 18	5.46%	10
18-24	52.46%	96
25-34	22.95%	42
35-44	13.66%	25
45-54	4.92%	9
55-64	0.55%	1
65+	0.00%	0
TOTAL		183

## Q2 How do you identify yourself? (check all that apply)

Answered: 183 Skipped: 0



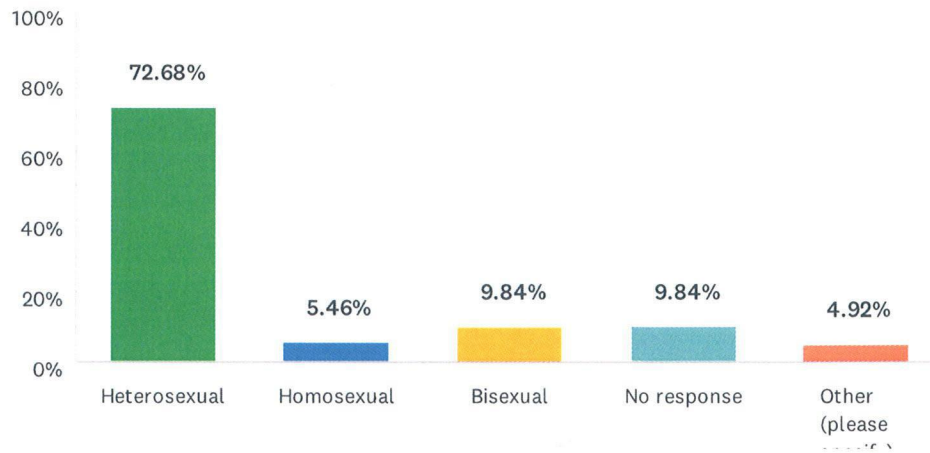
### ANSWER CHOICES

### RESPONSES

Male	18.03%	33
Female	80.87%	148
Transgender	0.55%	1
Other (please specify)	0.55%	1
Total Respondents: 183		

### Q3 What is your sexual orientation? (check all that apply)

Answered: 183 Skipped: 0



#### ANSWER CHOICES

Heterosexual

Homosexual

Bisexual

No response

Other (please specify)

Total Respondents: 183

#### RESPONSES

72.68%

5.46%

9.84%

9.84%

4.92%

133

10

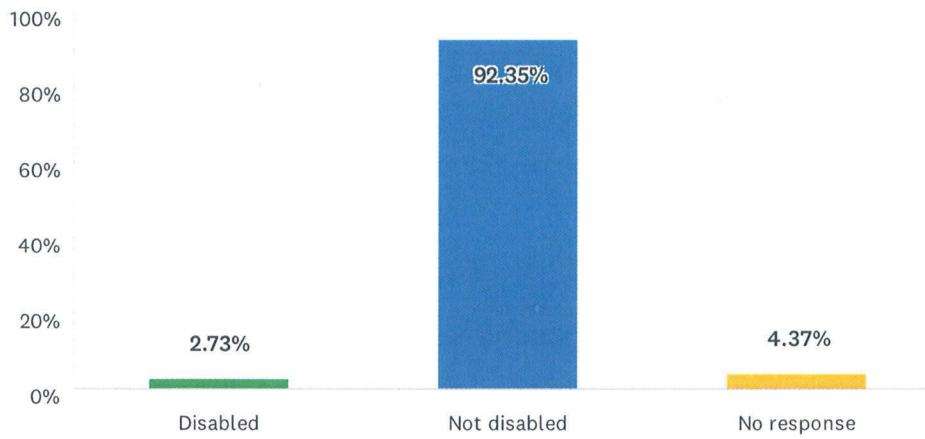
18

18

9

## Q4 What is your disability status?

Answered: 183 Skipped: 0



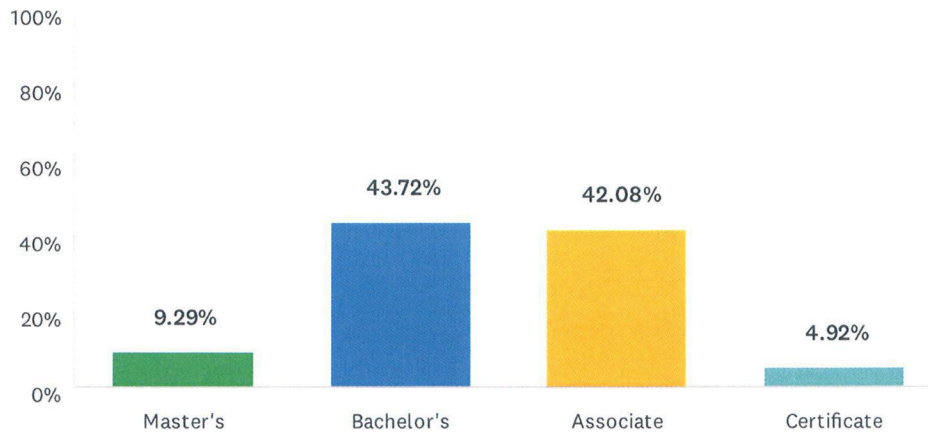
### ANSWER CHOICES

### RESPONSES

Disabled	2.73%	5
Not disabled	92.35%	169
No response	4.37%	8
TOTAL		183

## Q5 What is your degree level?

Answered: 183 Skipped: 0



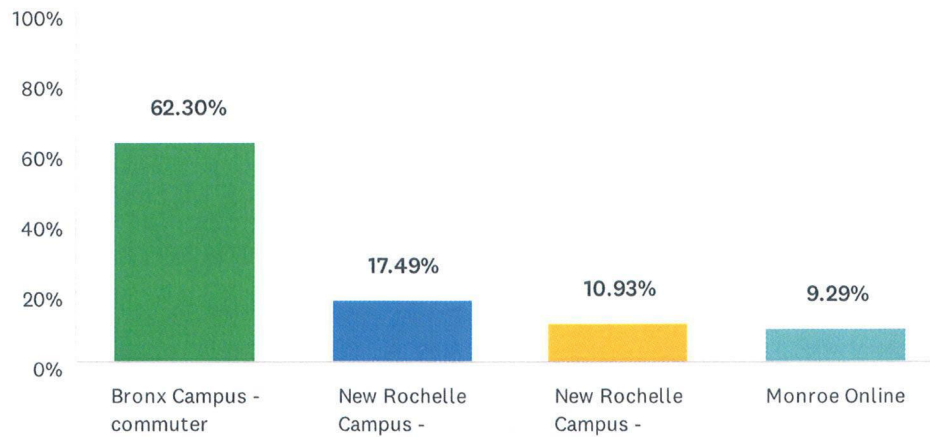
### ANSWER CHOICES

### RESPONSES

Master's	9.29%	17
Bachelor's	43.72%	80
Associate	42.08%	77
Certificate	4.92%	9
<b>TOTAL</b>		<b>183</b>

## Q6 Please indicate your student type.

Answered: 183 Skipped: 0



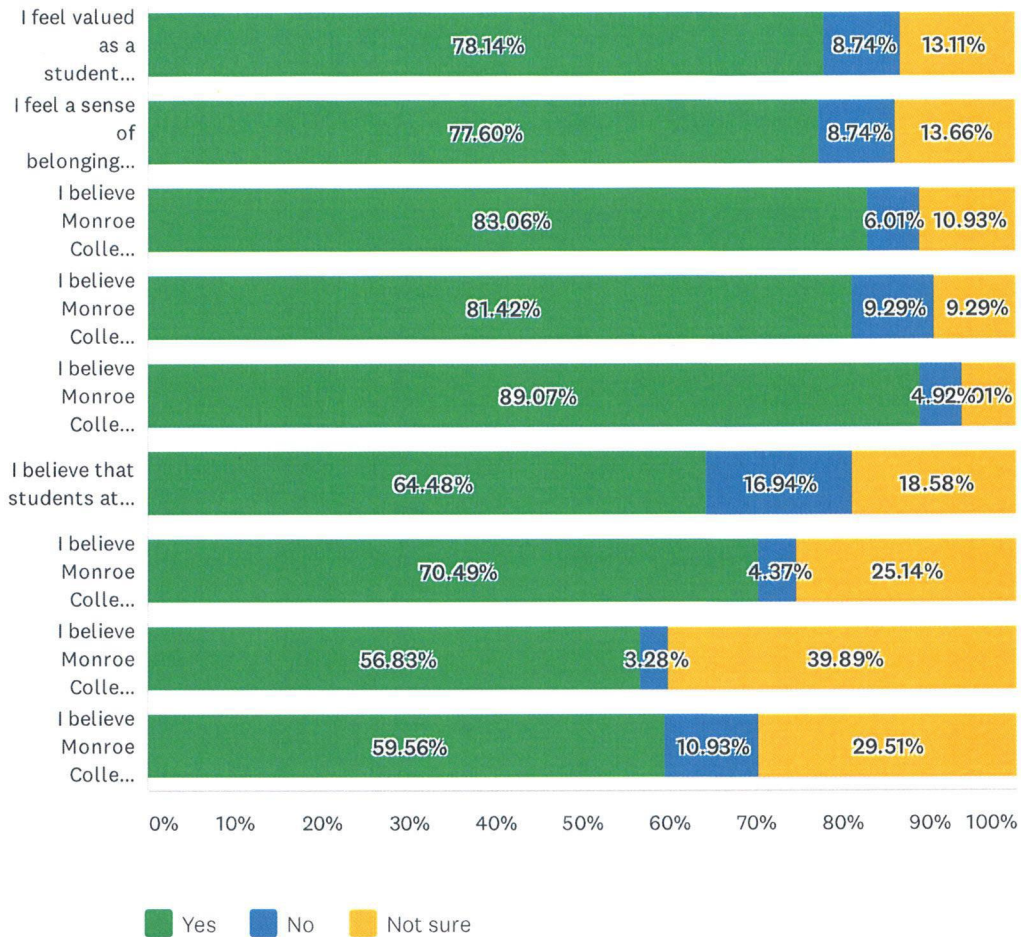
### ANSWER CHOICES

### RESPONSES

Bronx Campus - commuter	62.30%	114
New Rochelle Campus - commuter	17.49%	32
New Rochelle Campus - resident	10.93%	20
Monroe Online	9.29%	17
<b>TOTAL</b>		<b>183</b>

## Q7 Please respond to the following statements.

Answered: 183 Skipped: 0



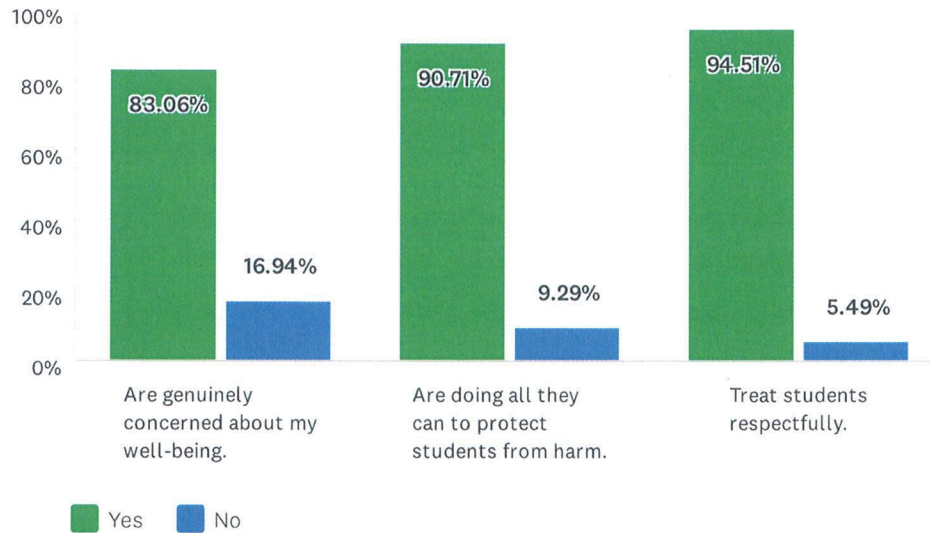
# Monroe College Campus Climate Survey: Title IX 2019

	YES	NO	NOT SURE	TOTAL	WEIGHTED AVERAGE
I feel valued as a student at Monroe College.	78.14% 143	8.74% 16	13.11% 24	183	1.35
I feel a sense of belonging at Monroe College.	77.60% 142	8.74% 16	13.66% 25	183	1.36
I believe Monroe College tries to protect the rights of ALL students.	83.06% 152	6.01% 11	10.93% 20	183	1.28
I believe Monroe College tries to ensure that ALL students are treated fairly.	81.42% 149	9.29% 17	9.29% 17	183	1.28
I believe Monroe College tries to ensure that ALL students are safe.	89.07% 163	4.92% 9	6.01% 11	183	1.17
I believe that students at Monroe College respect one another.	64.48% 118	16.94% 31	18.58% 34	183	1.54
I believe Monroe College is doing a good job of trying to prevent sexual assault from happening.	70.49% 129	4.37% 8	25.14% 46	183	1.55
I believe Monroe College is doing a good job of providing needed services to victims of sexual assault.	56.83% 104	3.28% 6	39.89% 73	183	1.83
I believe Monroe College is doing a good job of educating students about sexual assault.	59.56% 109	10.93% 20	29.51% 54	183	1.70



## Q8 Overall, the Public Safety officials at Monroe College ...

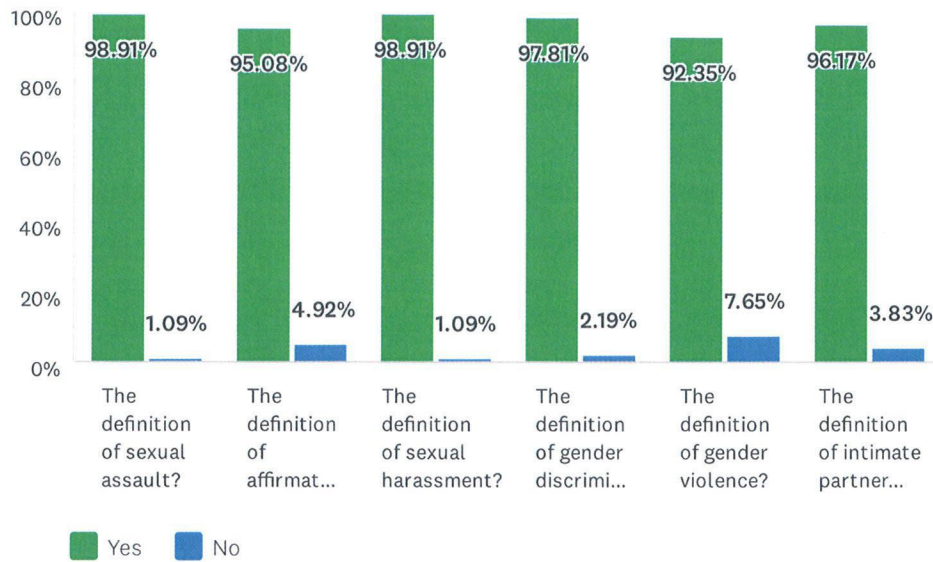
Answered: 183 Skipped: 0



	YES	NO	TOTAL	WEIGHTED AVERAGE
Are genuinely concerned about my well-being.	83.06% 152	16.94% 31	183	1.17
Are doing all they can to protect students from harm.	90.71% 166	9.29% 17	183	1.09
Treat students respectfully.	94.51% 172	5.49% 10	182	1.05

## Q9 Do you know...

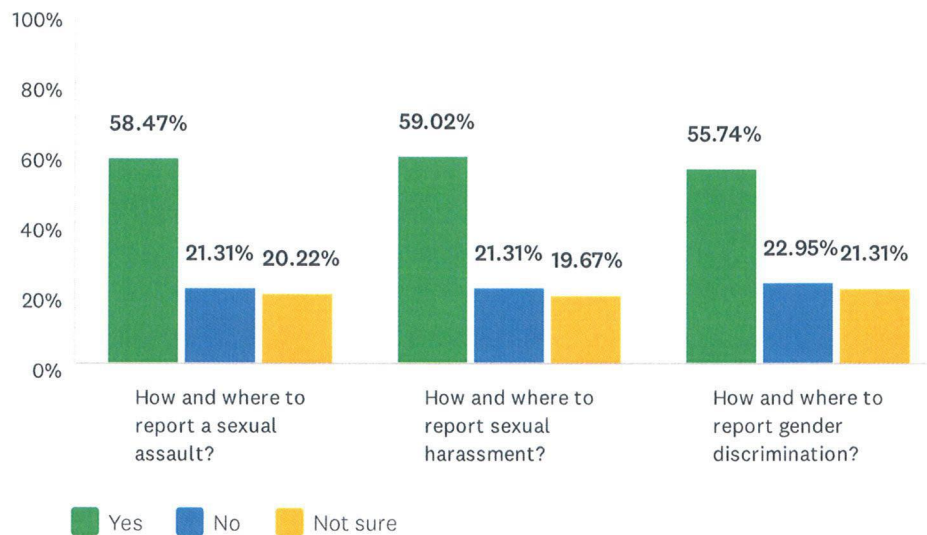
Answered: 183 Skipped: 0



	YES	NO	TOTAL
The definition of sexual assault?	98.91% 181	1.09% 2	183
The definition of affirmative consent?	95.08% 174	4.92% 9	183
The definition of sexual harassment?	98.91% 181	1.09% 2	183
The definition of gender discrimination?	97.81% 179	2.19% 4	183
The definition of gender violence?	92.35% 169	7.65% 14	183
The definition of intimate partner violence?	96.17% 176	3.83% 7	183

## Q10 Do you know...

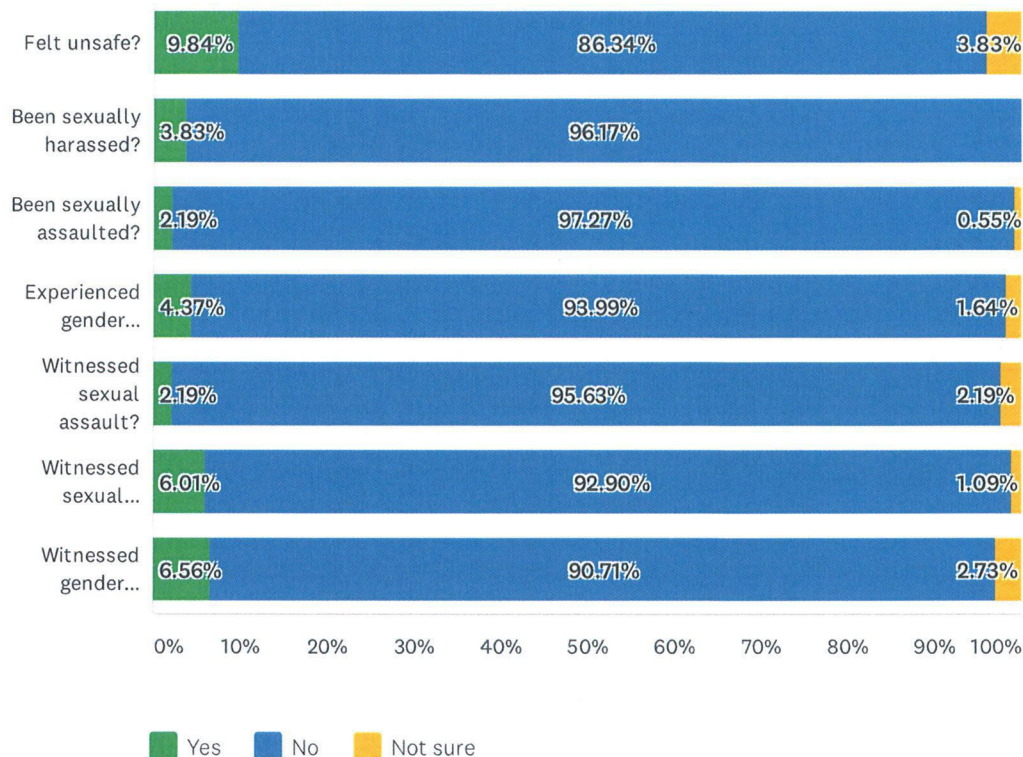
Answered: 183 Skipped: 0



	YES	NO	NOT SURE	TOTAL
How and where to report a sexual assault?	58.47% 107	21.31% 39	20.22% 37	183
How and where to report sexual harassment?	59.02% 108	21.31% 39	19.67% 36	183
How and where to report gender discrimination?	55.74% 102	22.95% 42	21.31% 39	183

# Q11 Do any of the below apply to your personal experience ON CAMPUS since September 2018?

Answered: 183 Skipped: 0

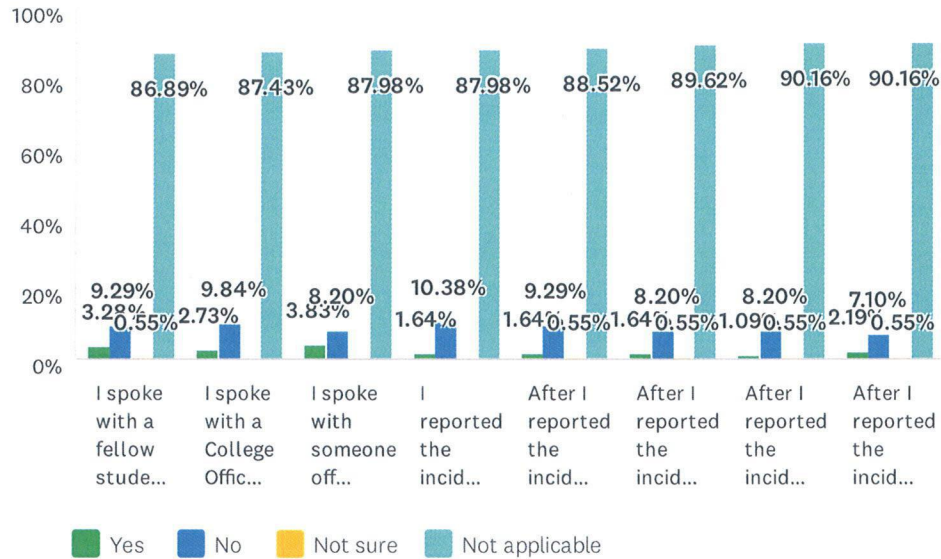


	YES	NO	NOT SURE	TOTAL
Felt unsafe?	9.84% 18	86.34% 158	3.83% 7	183
Been sexually harassed?	3.83% 7	96.17% 176	0.00% 0	183
Been sexually assaulted?	2.19% 4	97.27% 178	0.55% 1	183
Experienced gender discrimination?	4.37% 8	93.99% 172	1.64% 3	183
Witnessed sexual assault?	2.19% 4	95.63% 175	2.19% 4	183
Witnessed sexual harassment?	6.01% 11	92.90% 170	1.09% 2	183
Witnessed gender discrimination?	6.56% 12	90.71% 166	2.73% 5	183



## Q12 If you HAVE been the victim of sexual harassment, do any of the below apply to your experience?

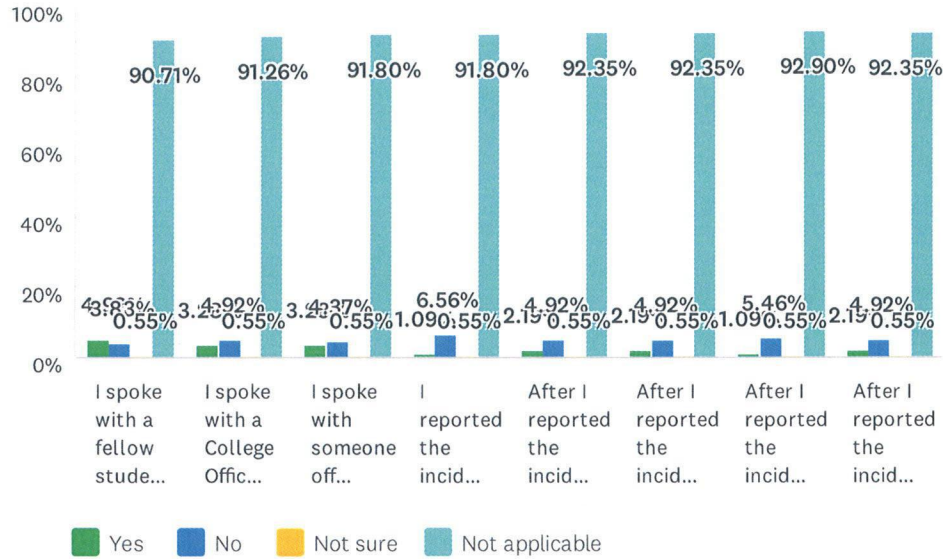
Answered: 183 Skipped: 0



	YES	NO	NOT SURE	NOT APPLICABLE	TOTAL
I spoke with a fellow student on campus regarding the incident.	3.28% 6	9.29% 17	0.55% 1	86.89% 159	183
I spoke with a College Official (Dean, Public Safety Officer, Professor, etc.) on campus regarding the incident.	2.73% 5	9.84% 18	0.00% 0	87.43% 160	183
I spoke with someone off campus regarding the incident.	3.83% 7	8.20% 15	0.00% 0	87.98% 161	183
I reported the incident to local law enforcement.	1.64% 3	10.38% 19	0.00% 0	87.98% 161	183
After I reported the incident to a College Official, a campus investigation took place.	1.64% 3	9.29% 17	0.55% 1	88.52% 162	183
After I reported the incident to a College Official, a campus hearing took place.	1.64% 3	8.20% 15	0.55% 1	89.62% 164	183
After I reported the incident to local law enforcement, a legal action took place.	1.09% 2	8.20% 15	0.55% 1	90.16% 165	183
After I reported the incident, a satisfactory solution was reached.	2.19% 4	7.10% 13	0.55% 1	90.16% 165	183

# Q13 If you HAVE been the victim of sexual assault, do any of the below apply to your experience?

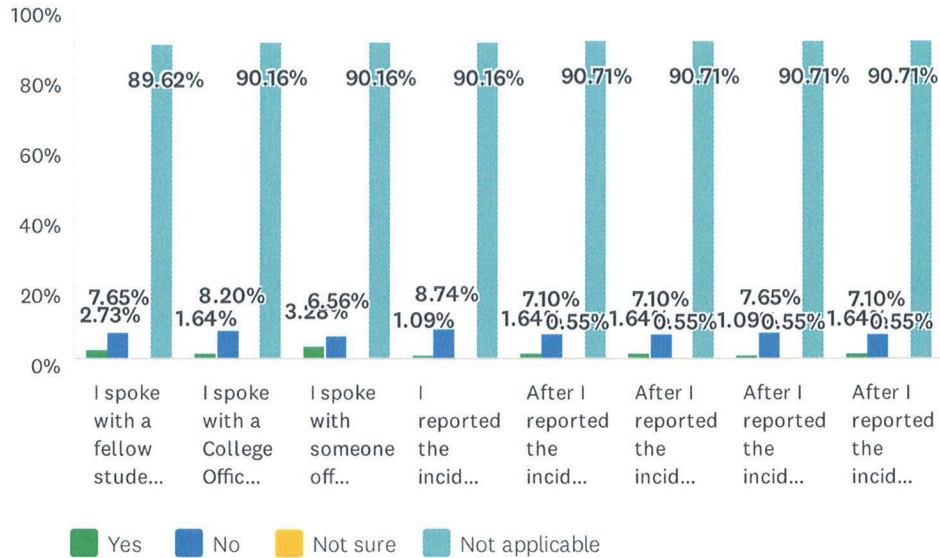
Answered: 183 Skipped: 0



	YES	NO	NOT SURE	NOT APPLICABLE	TOTAL
I spoke with a fellow student on campus regarding the incident.	4.92% 9	3.83% 7	0.55% 1	90.71% 166	183
I spoke with a College Official (Dean, Public Safety Officer, Professor, etc.) on campus regarding the incident.	3.28% 6	4.92% 9	0.55% 1	91.26% 167	183
I spoke with someone off campus regarding the incident.	3.28% 6	4.37% 8	0.55% 1	91.80% 168	183
I reported the incident to local law enforcement.	1.09% 2	6.56% 12	0.55% 1	91.80% 168	183
After I reported the incident to a College Official, a campus investigation took place.	2.19% 4	4.92% 9	0.55% 1	92.35% 169	183
After I reported the incident to a College Official, a campus hearing took place.	2.19% 4	4.92% 9	0.55% 1	92.35% 169	183
After I reported the incident to local law enforcement, a legal action took place.	1.09% 2	5.46% 10	0.55% 1	92.90% 170	183
After I reported the incident, a satisfactory solution was reached.	2.19% 4	4.92% 9	0.55% 1	92.35% 169	183

## Q14 If you HAVE been the victim of gender discrimination, do any of the below apply to your experience?

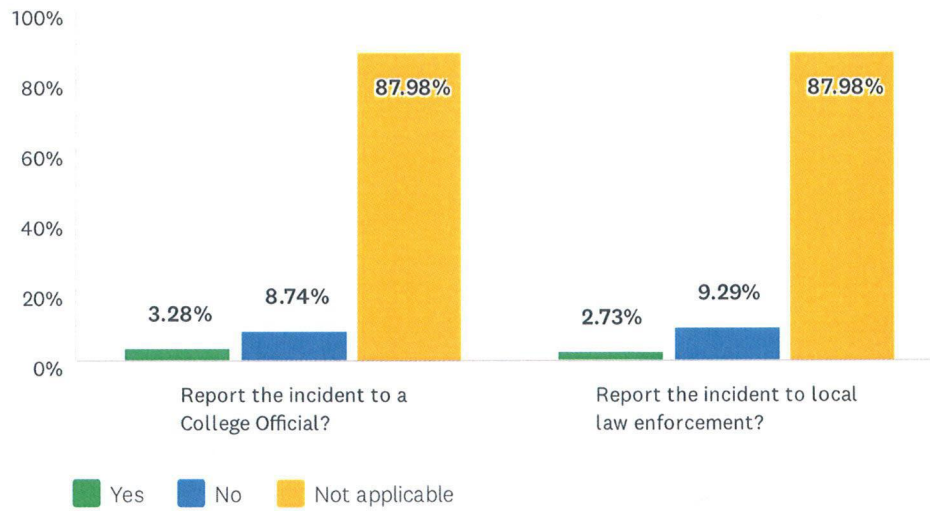
Answered: 183 Skipped: 0



	YES	NO	NOT SURE	NOT APPLICABLE	TOTAL
I spoke with a fellow student on campus regarding the incident.	2.73% 5	7.65% 14	0.00% 0	89.62% 164	183
I spoke with a College Official (Dean, Public Safety Officer, Professor, etc.) on campus regarding the incident.	1.64% 3	8.20% 15	0.00% 0	90.16% 165	183
I spoke with someone off campus regarding the incident.	3.28% 6	6.56% 12	0.00% 0	90.16% 165	183
I reported the incident to local law enforcement.	1.09% 2	8.74% 16	0.00% 0	90.16% 165	183
After I reported the incident to a College Official, a campus investigation took place.	1.64% 3	7.10% 13	0.55% 1	90.71% 166	183
After I reported the incident to a College Official, a campus hearing took place.	1.64% 3	7.10% 13	0.55% 1	90.71% 166	183
After I reported the incident to local law enforcement, a legal action took place.	1.09% 2	7.65% 14	0.55% 1	90.71% 166	183
After I reported the incident, a satisfactory solution was reached.	1.64% 3	7.10% 13	0.55% 1	90.71% 166	183

## Q15 If you have been a witness of sexual harassment, did you...

Answered: 183 Skipped: 0

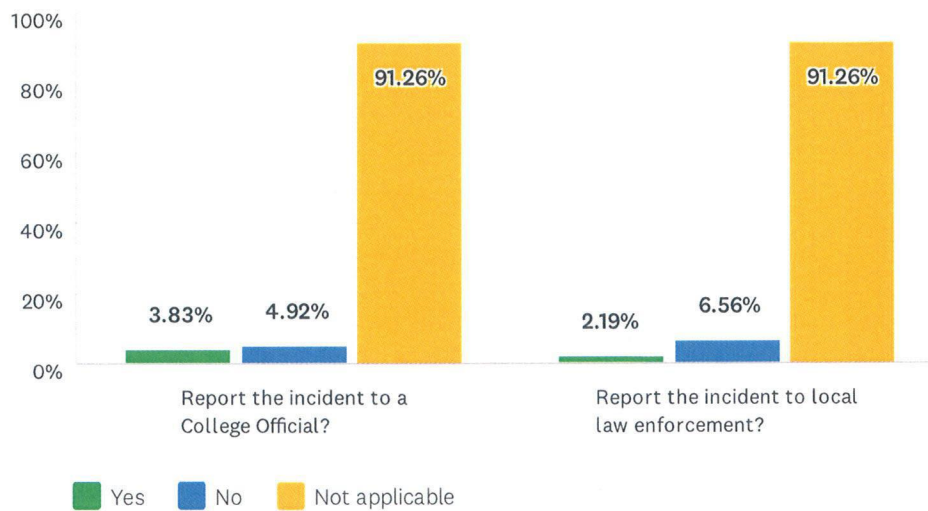


	YES	NO	NOT APPLICABLE	TOTAL
Report the incident to a College Official?	3.28% 6	8.74% 16	87.98% 161	183
Report the incident to local law enforcement?	2.73% 5	9.29% 17	87.98% 161	183



## Q16 If you have been a witness of sexual assault, did you...

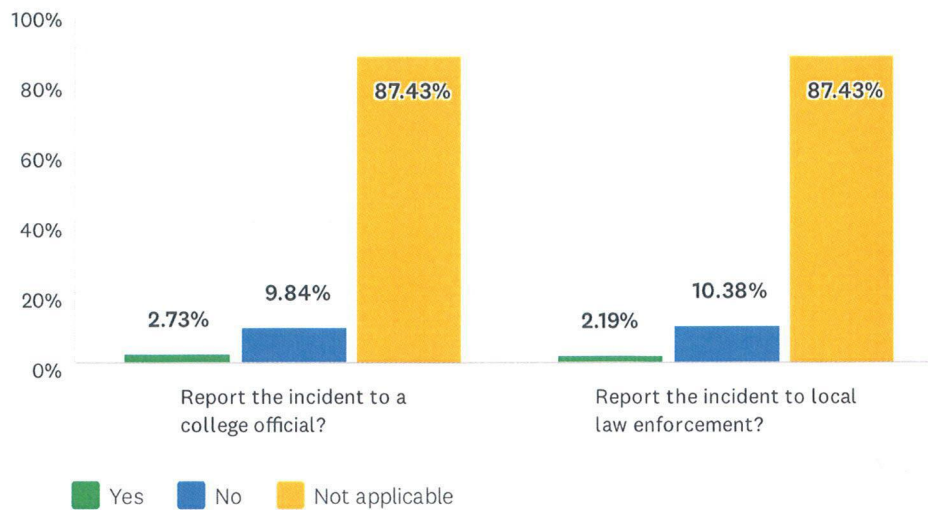
Answered: 183 Skipped: 0



	YES	NO	NOT APPLICABLE	TOTAL
Report the incident to a College Official?	3.83% 7	4.92% 9	91.26% 167	183
Report the incident to local law enforcement?	2.19% 4	6.56% 12	91.26% 167	183

## Q17 If you have been a witness of gender discrimination, did you...

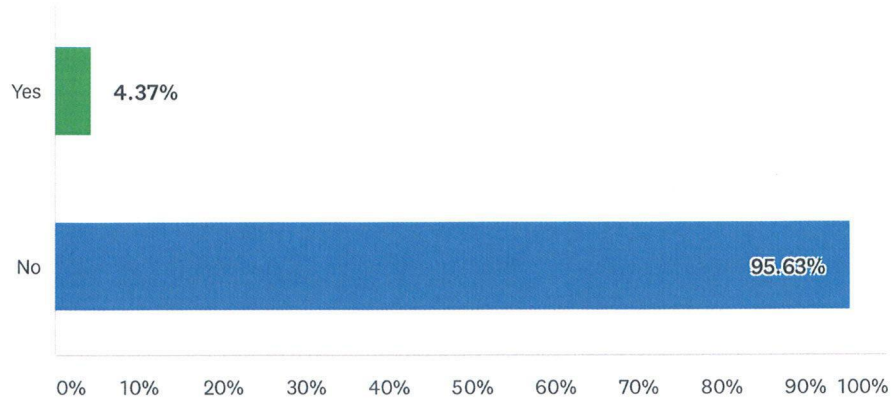
Answered: 183 Skipped: 0



	YES	NO	NOT APPLICABLE	TOTAL
Report the incident to a college official?	2.73%	9.84%	87.43%	
	5	18	160	183
Report the incident to local law enforcement?	2.19%	10.38%	87.43%	
	4	19	160	183

Q18 Since September 2018, has anyone on campus confided in you that they were the victim of sexual assault?

Answered: 183 Skipped: 0



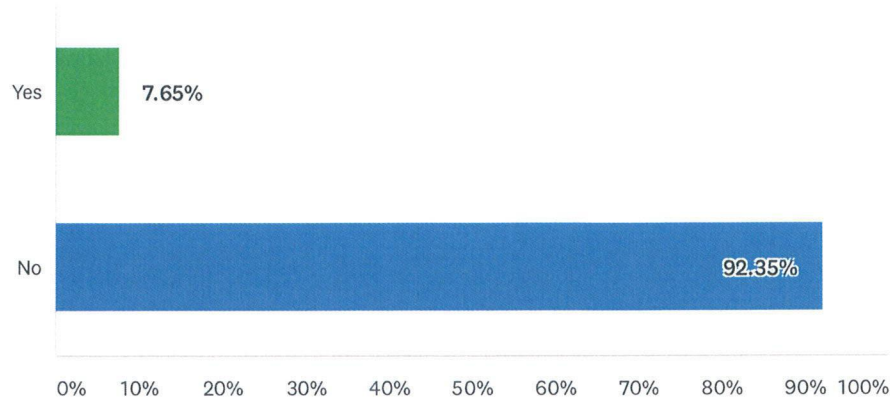
ANSWER CHOICES

RESPONSES

Yes	4.37%	8
No	95.63%	175
TOTAL		183

### Q19 Since September 2018, has anyone on campus confided in you that they were the victim of sexual harassment?

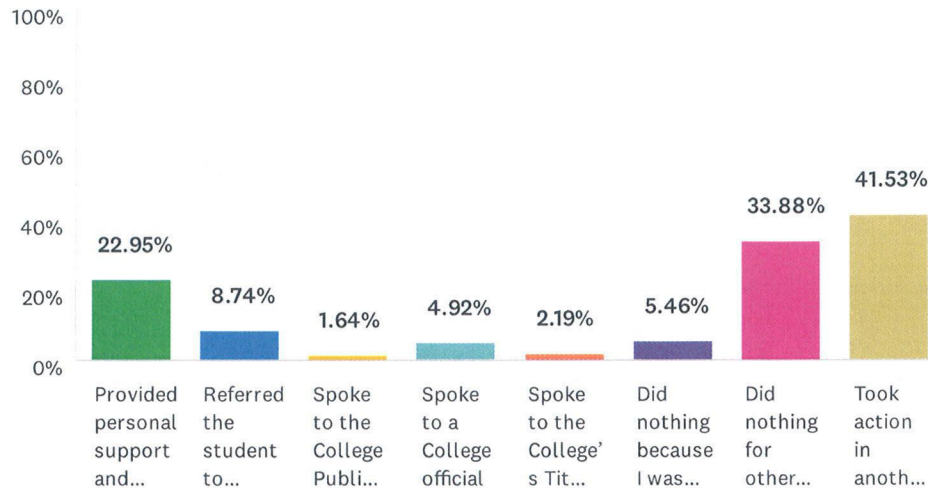
Answered: 183 Skipped: 0



ANSWER CHOICES	RESPONSES	
Yes	7.65%	14
No	92.35%	169
TOTAL		183

## Q20 If you answered yes to questions 18, 19, and/or 20, what action did you take? (mark all that apply)

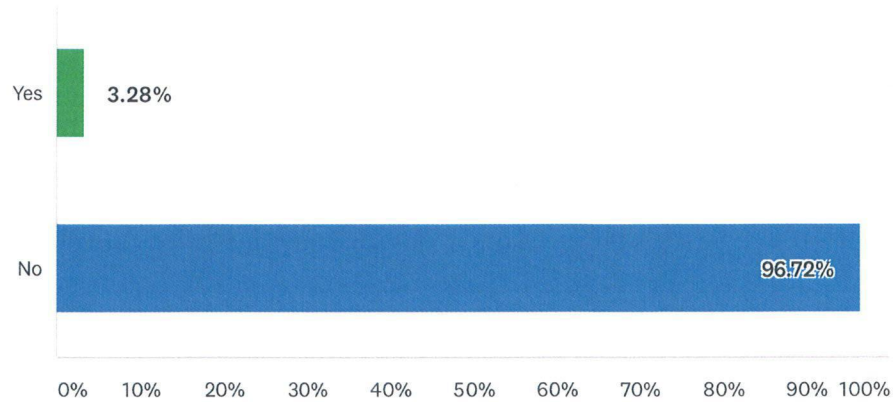
Answered: 183 Skipped: 0



ANSWER CHOICES	RESPONSES	
Provided personal support and empathy	22.95%	42
Referred the student to resources	8.74%	16
Spoke to the College Public Safety officer	1.64%	3
Spoke to a College official	4.92%	9
Spoke to the College's Title IX coordinator	2.19%	4
Did nothing because I wasn't sure what to do	5.46%	10
Did nothing for other reasons	33.88%	62
Took action in another way (please specify)	41.53%	76
Total Respondents: 183		

## Q21 Since September 2018, has anyone on campus confided in you that they were the victim of gender discrimination?

Answered: 183 Skipped: 0



### ANSWER CHOICES

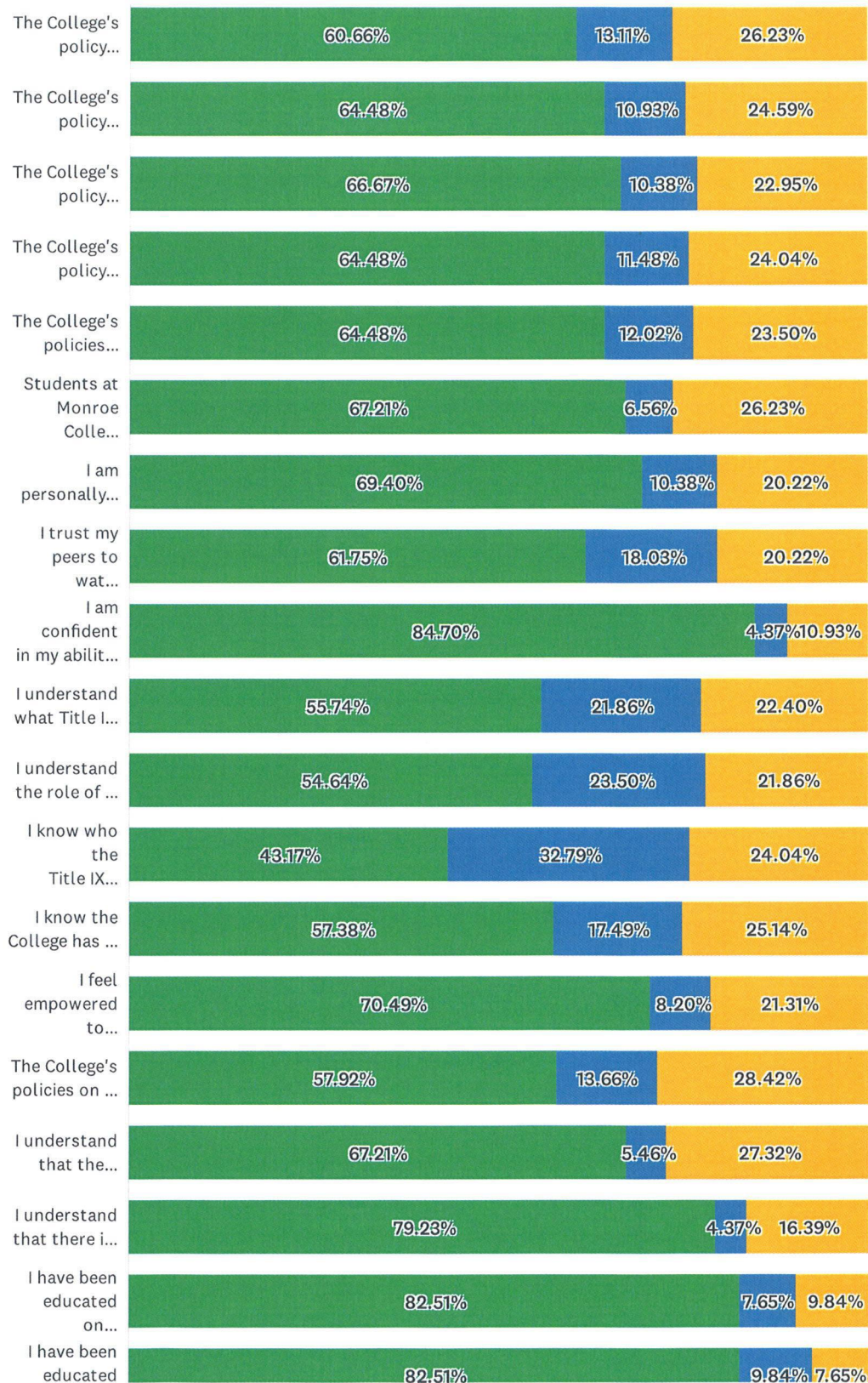
### RESPONSES

Yes	3.28%	6
No	96.72%	177
TOTAL		183

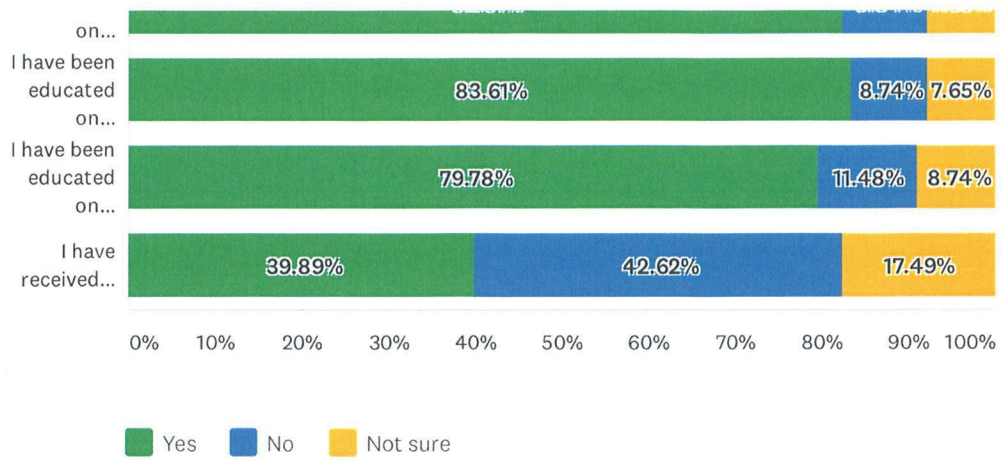


## Q22 Please respond to the following statements.

Answered: 183 Skipped: 0



# Monroe College Campus Climate Survey: Title IX 2019





# Monroe College Campus Climate Survey: Title IX 2019

	YES	NO	NOT SURE	TOTAL
The College's policy regarding gender discrimination is well-communicated.	60.66% 111	13.11% 24	26.23% 48	183
The College's policy regarding sexual violence is well-communicated.	64.48% 118	10.93% 20	24.59% 45	183
The College's policy regarding sexual harassment is well-communicated.	66.67% 122	10.38% 19	22.95% 42	183
The College's policy regarding sexual assault is well-communicated.	64.48% 118	11.48% 21	24.04% 44	183
The College's policies regarding dating violence, domestic violence, and stalking are well-communicated.	64.48% 118	12.02% 22	23.50% 43	183
Students at Monroe College would respect someone who did something to prevent sexual assault.	67.21% 123	6.56% 12	26.23% 48	183
I am personally aware of strategies to intervene if a situation had the potential for sexual assault.	69.40% 127	10.38% 19	20.22% 37	183
I trust my peers to watch out for me on campus.	61.75% 113	18.03% 33	20.22% 37	183
I am confident in my ability to judge if someone is too intoxicated to give consent to sexual activity.	84.70% 155	4.37% 8	10.93% 20	183
I understand what Title IX is.	55.74% 102	21.86% 40	22.40% 41	183
I understand the role of the Title IX coordinator.	54.64% 100	23.50% 43	21.86% 40	183
I know who the Title IX coordinator is on my campus.	43.17% 79	32.79% 60	24.04% 44	183
I know the College has an amnesty policy (allowing me to not be charged with offenses such as underage or on-campus drinking) to encourage me to report any victimization I may witness.	57.38% 105	17.49% 32	25.14% 46	183
I feel empowered to intervene in a sexual assault or harassment incident if I feel safe in doing so.	70.49% 129	8.20% 15	21.31% 39	183
The College's policies on the judiciary process following an alleged sexual assault, sexual harassment, and/or gender discrimination incident are clear and well-communicated.	57.92% 106	13.66% 25	28.42% 52	183
I understand that the College handles an investigative process impartially (fair, just, unbiased).	67.21% 123	5.46% 10	27.32% 50	183
I understand that there is a difference between something being reported confidentially compared to one's privacy being respected in the reporting process.	79.23% 145	4.37% 8	16.39% 30	183
I have been educated on sexual assault.	82.51% 151	7.65% 14	9.84% 18	183
I have been educated on affirmative consent.	82.51% 151	9.84% 18	7.65% 14	183
I have been educated on sexual harassment.	83.61% 153	8.74% 16	7.65% 14	183
I have been educated on gender discrimination.	79.78% 146	11.48% 21	8.74% 16	183
I have received bystander intervention training.	39.89% 73	42.62% 78	17.49% 32	183